

Add a New Verizon Private IP (MPLS) location in Verizon Enterprise Center

Introduction:

You can add a new location to your Verizon Private IP network. Examples of when you might want to add a new location include:

- A brand new office is opening.
- You want to add Verizon Private IP service to a location that has other Verizon services, but not Verizon Private IP.

US Locations only

At present, the online automated ordering system only lets you order new Verizon Private IP locations for U.S. service addresses.

Online ordering for locations outside the U.S. is available, however this type of order is not automated. An account representative will contact you with a price quote after you submit an order for a location which is outside the 48 contiguous states in the U.S.

1. Log into the Verizon Enterprise Center (sso.verizonenterprise.com) with your user ID and password.

verizon^v

Wireless In Home Business

Solutions Products Resources Why Verizon

Sign in to business.

Connect to Verizon Enterprise Center, My Business, ViewPoint, ThingSpaceManage and Total View.

YourUserName <

..... <

Remember Me [Forgot username or password?](#)

Sign In

[My Welcome Email is lost. Resend >](#)

[Don't have a business account? Register >](#)

[Having trouble signing in? Contact us >](#)

Quick tasks

All Products

[Request a consultation](#) [Get product support](#)

Internet & Wired Communications

[Add more of a service](#) [Disconnect a service](#)

[Change a service](#) [Move a service](#)

[Create a billing inquiry](#) [Check billing inquiry status](#)

[Create a repair ticket](#) [Check repair ticket status](#)

Additional management portals

[Enterprise Service Activation Platform](#) [Unified Security Portal/DDoS Shield Portal](#)

[Network Enterprise](#) [Verizon Cloud](#)

[Network Universal](#) [Verizon NetworkFleet](#)

[Partner Center](#)

Training tools and resources.

Get the most out of your online experience with complimentary access to user guides, tutorials, and live webinars for select services.

[Explore Internet & Wired training.](#) [Explore Wireless & Mobility training.](#)

2. Under **Manage Account**, click on **Create Order**. On the Verizon Enterprise Center home page, you can also click on **Order new service** in the black Orders pod for the same option to create an order.

The screenshot shows the Verizon Enterprise Center 'Manage Account' page. At the top, there are links for 'Portal Updates', 'Mobile App', 'Notifications', and 'ECommerce Test'. The main navigation includes 'Manage Account' and 'Support'. A search bar is located on the right. The page is categorized under 'Internet & Wired Communications'. The main content area is divided into four columns: 'My Workspace' (Billing), 'Service', 'Orders', and 'Repairs & Troubleshooting'. The 'Orders' column has a blue arrow pointing to the 'Create Order' button. Below the main content, there is a 'Pending Verification' section with two cancelled orders, a circular progress chart showing 1266 total orders (1052 Install, 90 Move, 116 Change, 8 Disconnect), and a 'Verify Orders' section showing 48 saved orders. A 'Chat with us' button is in the bottom right corner.

portal.verizon.com/home/ordering/#/

3. On the Verizon Private IP tile, click on the **Order now** button.

All products Your templates Create templates View saved orders Search

All products Show me **Favorites**

Browse the enterprise products and services to create your order request.

| | | | |
|---|--|---|---|
| <h3>Private IP </h3> <p>Our MPLS-based Private IP service gives you highly scalable connectivity options, simple any-to-any network</p> <p>Learn more</p> <p>Check availability & get quote ></p> <p>Order now </p> <p>Move Change Disconnect</p> | <h3>Internet Dedicated Services </h3> <p>Get direct access to one of the world's most connected networks. Verizon provides a range of</p> <p>Learn more</p> <p>Check availability & get quote ></p> <p>Order now</p> | <h3>Secure Cloud Interconnect </h3> <p>Move to the cloud with confidence. Take advantage of the application flexibility, business agility, and</p> <p>Learn more</p> <p>Check availability & get quote ></p> <p>Order now</p> | <h3>Verizon VoIP </h3> <p>Verizon VoIP is a suite of Voice over IP services designed to meet your business needs.</p> <p>Learn more</p> <p>Check availability ></p> <p>Add another location</p> |
|---|--|---|---|

4. Your order has four steps: Check availability, Configure & pricing, Checkout, and Review & submit.

In the **Check availability** step, select your Customer Contracting Legal Entity (CLE), your contract, contract service term, and input the address for which you want new Verizon Private IP service (image 1). If you only have one CLE, it will pre-populate.

When you enter your address, the system may find your address, or it may not. If it finds the address, click on it to select it (image 2).

Private IP 1 2
Check availability Configure & pricing

Identify contract

Customer* Contract ID* Service term*
 Save for next order

Select service address

2424 Garden Of The Gods Rd

2424 Garden Of The Gods Rd, Colorado Springs, CO 80919-3172

Found address.

Private IP Check availability Configure & pricing

Identify contract

Customer* Contract ID* Service term*
 Save for next order

Select service address

We found more than one address that closely matches your entry. You may select one or refine your search to find additional addresses.

2424 Garden Of The Gods

- (To Test 6156-ITTEST) - 2424 Garden Of The Gods Rd, Ste 5b, Colorado Springs, Co, 80919-3133, United States
- (Location 1) - 2424 Garden Of The Gods Rd, Colorado Springs, Co, 80919-3172, United States
- (Location252069907046) - 2424 Garden Of The Gods Rd, Colorado Springs, Co, 80919-3172, United States
- (Location2367310932) - 2424 Garden Of The Gods Rd, Fl 1, Colorado Springs, Co, 80919-3133, United States
- (Location253903567329) - 2424 Garden Of The Gods Rd, Colorado Springs, Co, 80919-3172, United States
- (Location250094843353) - 2424 Garden Of The Gods Rd, Colorado Springs, Co,

Click on the specific location instance you want to use for this order. The location name will also be displayed on your bill.

Verizon Enterprise Center Adding a Verizon Private IP Location

Quick Start Guides
09/17/2020

5. If the address is not found, click on the **Enter a new service address link** below the address field (image 1).
6. In the **New address** pop-up (image 2), manually add your address. You must give your address a quote location name for this order.

If you want to order a Private IP location in Alaska, Hawaii, or outside the U.S, click on the link towards the bottom of this page. Orders for locations in Alaska, Hawaii, or outside the U.S. will not be automated or have pricing shown online – your account representative will contact you with a price quote.

Private IP Check availability Configure & pricing

Identify contract

Customer* Contract ID* Service term*

Save for next order

Select service address

No addresses found.

1000 New Building On New Road

Didn't find the address in your list? [Enter a new service address](#)

Didn't find address.

New address 2

* Required field

Country

Address line 1*

Address line 2

City* State*

Zip code*

Quote location name*

Will you be requesting service for locations in Alaska, Hawaii, or outside the United States today? [Click here](#)

A quote location name is required for a new address.

Click here to order a Private IP location in Alaska, Hawaii, or outside the U.S.

7. Next, select your access speed and port speed. The system defaults to 10 Mbps for both, but you can select different speeds by choosing the speed from the drop-down menu. Recall that port speed is required to be less than or equal to the access speed. After you click **Check availability**, the system will take you to the **Configure & pricing** page.

The screenshot shows a web interface for adding a Private IP location. At the top, there are four steps: 1. Check availability (highlighted with a red underline and an upward arrow), 2. Configure & pricing, 3. Checkout, and 4. Review & submit. The main heading is "Private IP".

Identify contract

Customer* (?) Contract ID* (?) Service term*

Save for next order

Select service address (?)

(Location 1) - 2424 Garden Of The Gods Rd, Colorado Springs, Co, 80919, United State

Didn't find the address in your list? [Enter a new service address](#) (?)

Select configuration (?)

Access speed Port speed

8. In the **Configure & pricing** step, you can view your pricing, and you must review additional configuration requirements. Your contractual pricing is provided for the configuration you are ordering, as well as any other line items that change with this transaction. Pricing information for the whole order is shown in the **Order summary** section, at the top right of the page.

This page will include the **Access** and **Private IP** configuration sections. You may also have a section for **WAN Analysis Reporting**, depending on your contract. Pricing for each part of your order is shown at the top of each section, including any discounts and promotions on your contract, if present.

Private IP

Check availability
Configure & pricing
Checkout
Review & submit

Configure and Review Proposed Pricing

Colorado Springs, Location ID: 1199893C
2424 Garden Of The Gods Rd, Colorado Springs, Co, 80919
United States

[Delete location](#)

The suggested configuration can be modified. Click 'Apply changes' to validate and re-price the configuration.

| | Monthly Recurring Charges (USD) | Non Recurring Charges (USD) | Collapse All |
|---|---------------------------------|-----------------------------|------------------------------|
| Access | | | |
| Local Access - Op/App Performance: Platinum - Platinum - 10 Mbps UNI Speed: 100 Mbps (FastE) | 314.00 | 0.00 | — |
| Discount: VZ Provided Ethernet Platinum(20%) | (-62.80) | N/A | |

Local access [Other Access configuration choices](#)

Customer handoff (L1 Interface)

Ethernet

Access speed

10 Mbps

Preferred carrier designation

Yes No

WAN interface to the CE (Customer Edge)

100Base-TX

Order summary

Customer: Sprinkle Doodles

Contract ID: 370562

| | MRC (USD) | NRC (USD) |
|-------------------------------|-----------------|---------------|
| Colorado Springs (Location 1) | 3,710.20 | 600.00 |
| Total | 3,710.20 | 600.00 |

[View detailed summary](#)

Email quote > ?

9. In the **Access** section on the **Configure & Pricing** page, make any changes to the configuration that are needed, and click the **Apply changes** button. Note that this may change pricing for Access. This button will become active (black) if you make any changes in this section. The access configuration displayed initially is the recommended configuration, which is typically the lowest in price. To see other configuration options, click on the **Other access configuration choices** link.

Configure and Review Proposed Pricing

Colorado Springs, Location ID: 1199893
 2424 Garden Of The Gods Rd, Colorado Springs, United States

The suggested configuration can be modified. Click 'Apply changes' to validate and re-price the configuration.

| | Monthly Recurring Charges (USD) | Non Recurring Charges (USD) | Collapse All |
|---|---------------------------------|-----------------------------|------------------------------|
| Access | | | |
| Local Access - Op/App Performance: Platinum - Platinum - 10 Mbps UNI Speed: 100 Mbps (FastE) | 314.00 | 0.00 | |
| Discount: VZ Provided Ethernet Platinum(20%) | (-62.80) | N/A | |

Local access

Customer handoff (L1 Interface)

Access speed

UNI speed
 100 Mbps (FastE)

Operational performance level
 Platinum

Application performance level
 Platinum

Preferred carrier designation
 Yes No

WAN interface to the CE (Customer Edge)

Connector type

Power

Access design
 Standalone Loop

[Other Access configuration choices](#)

Order summary

Customer: Sprinkle Doodles
 Contract ID: 370562

| | MRC (USD) | NRC (USD) |
|-------------------------------|-----------------|---------------|
| Colorado Springs (Location 1) | 3,710.20 | 600.00 |
| Total | 3,710.20 | 600.00 |

[View detailed summary](#)

[Email quote](#) > ?

Click on the **Other Access configuration choices** link to see other configuration choices, and to change items 3-7 mentioned in the list below .

In the Access section, depending on service address and access speed, you can change:

1. Customer handoff (L1 interface)
2. Access speed
3. TPV UNI speed
4. TPV LAN interface
5. Operational performance level
6. Application performance level
7. Network Interface Device (NID)
8. Preferred carrier designation
9. WAN interface to the Customer Edge
- 10.Connector type
11. Power

10. Under **Other access configuration choices**, you can choose different configurations by clicking on them. Here, configuration 1 is selected, as seen by the red highlighting at the top of the tile. Click on the configuration you want, and then click **Apply**. If you want to use a carrier other than Verizon and do not see other carriers listed on this page, go back to the **Access** section, and select **Yes** for **Preferred carrier designation** (carrier diversity) on the main page first. The detailed configuration choices available to you using **the Other access configuration choices** link will depend on the address for which you are ordering service.

Configuration choices ✕

View the Access Configurations available at this location. To view the pricing for alternate configurations, select one and click Apply.

Access Configurations ▼

Attributes

- Access Speed ◀
- Customer Handoff (L1 Interface)
- Application Performance Level
- Operational Performance Level
- TPV UNI Speed
- TPV LAN Interface
- Network Interface Device
- Off Net Special Build

| | Configuration (Recommended) | Configuration | Configuration | Configuration | Configuration |
|---------------------------------|------------------------------------|----------------------|----------------------|----------------------|----------------------|
| Attributes | 1 | 2 | 3 | 4 | 5 |
| Access Speed | 10 Mbps | 10 Mbps | 10 Mbps | 10 Mbps | 10 Mbps |
| Customer Handoff (L1 Interface) | Ethernet | Ethernet | Ethernet | Ethernet | Ethernet |
| Application Performance Level | Platinum | Platinum | Platinum | Platinum | Platinum |
| Operational Performance Level | Platinum | Platinum | Platinum | Platinum | Platinum |
| TPV UNI Speed | 100M | 1G | 10M | 100M | 1G |
| TPV LAN Interface | | | | | |
| Network Interface Device | Yes | No | No | No | No |
| Off Net Special Build | No | No | No | No | No |

Total Available Configurations: 6

▶
<

1

2
>

▼

Apply

Cancel

11. To see configuration options made possible by other carriers (carrier diversity), select **Yes** under **Preferred carrier designation**. Click on the **View the carriers** link to see configurations offered by other carriers. Scroll through the pages using the page number icons/arrows, click on the configuration you want, and click **Apply**. Note that this may change pricing for Access.

[Other Access configuration choices](#)

Preferred carrier designation

Yes No

An extra charge may apply.
Selection of diversity guarantees a preferred provider for the life of the circuit, if the provider confirms facilities.

[View the carriers](#) <

Configuration choices

View the Access Configurations available at this location. To view the pricing for alternate configurations, select one and click Apply.

Access Configurations

| | Configuration | Configuration | Configuration | Configuration | Configuration |
|---------------------------------|------------------|---------------|---|---------------------|---------------|
| Attributes | 6 | 7 | 8 | 9 | 10 |
| Access Speed | 10 Mbps | 10 Mbps | 10 Mbps | 10 Mbps | 10 Mbps |
| Customer Handoff (L1 Interface) | Ethernet | Ethernet | Ethernet | Ethernet | Ethernet |
| Application Performance Level | Platinum | Gold | Gold | Gold | Gold |
| Operational Performance Level | Platinum | Gold | Gold | Gold | Gold |
| TPV UNI Speed | 10M | 100M | 1G | 100M | 100M |
| TPV LAN Interface | | 100Base-TX | 1000Base-LX-1310nm 1000Base-SX-850nm 1000Base-T | 100Base-TX | 100Base-TX |
| Network Interface Device | No | No | No | No | No |
| Off Net Special Build | No | No | No | No | No |
| Provider Name | Verizon Business | QWEST | QWEST | TIME WARNER TELECOM | COMCAST |

Total Available Configurations: 14

> < 1 2 3 >

Apply
Cancel

12. In the **Private IP (PIP)** section on the **Configure & Pricing** page, you can edit configuration choices under the **PIP port**, **Class of service**, and **Private IP – Layer 3** groups. Click the **Apply changes** button to save your changes. This button will become black (active) if you make any changes.

Private IP (PIP)
PIP Port - 10 Mbps - United States
Class of Service - Standard - 10 Mbps - Standard

3,459.00 600.00
0.00 0.00

[Additional pricing details](#)

1 PIP port

Port speed

Port type
Ethernet

Encapsulation

Max bandwidth

Hub or Spoke

IP version

2 Class of service

Class of service

3 Private IP - Layer 3

EF Realtime CAR

QoS Traffic Profile

IP Multicast
 Yes No

Dynamic network manager

Proactive notification

Routing protocol

AS number selection

AS override

EVC configuration

Multiple VRF

Order summary

Customer: Sprinkle Doodles
Contract ID: 370562

| | MRC (USD) | NRC (USD) |
|-------------------------------|-----------------|---------------|
| Colorado Springs (Location 1) | 3,710.20 | 600.00 |
| Total | 3,710.20 | 600.00 |

[View detailed summary](#)

[Email quote](#)

PIP port speed must be less than or equal to access speed.

To change EF Realtime CAR speed, you must first change Class of service from Standard to ETM.

In the Private IP section, you can change the:

1. Port speed
2. Port type
3. Encapsulation
4. Maximum bandwidth
5. Hub/spoke
6. IP version
7. Proactive notification
8. Routing protocol
9. AS number selection
10. AS override
11. Class of service
12. EF realtime CAR speed
13. QoS Traffic profile
14. IP Multicast
15. EVC configuration
16. Multiple VRF

13. In the **WAN Analysis Reporting** section, a basic reporting package is included at no cost. You can also add reporting to provide information such as a traffic viewer tool, notification of alarms, or more detail about QoS technologies and bandwidth use. Click **Apply changes** if you make any changes to update the pricing, and then click **Continue to Checkout**.
14. Or, if you want to order for several locations, click **Add another location** to add a second location to the order.

You can have as many as ten locations on an order, which will appear as tabs at the top of this page. Once you've added all the locations that you want, configured them, and saved any changes to configurations, click **Continue to checkout**.

| Item | Price | Price | Price |
|--|-----------------|---------------|-------|
| WAN Analysis Reporting | | | |
| Provider Edge Statistics | 0.00 | 0.00 | — |
| WAN Analysis Reporting offers multiple levels of customer-facing reporting as well as one additional add on for Verizon Operation Center(NOC) alert notification. | | | |
| <input checked="" type="checkbox"/> Provider Edge Statistics | 0.00 | 0.00 | |
| PE Statistics is the basic reporting package that is provided at no additional charge to all customers based on data from the Verizon Private IP Network. | | | |
| Additional Reporting Tools | | | |
| <input type="radio"/> Standard Select | | | |
| This tier provides automated "Health" reports of a customer network as well as the ability for users to run customized reports on basic networking technologies such as WAN interface. | | | |
| <input type="radio"/> ETM | | | |
| ETM adds the ability to report on advanced networking technologies such as QoS, CE-CE path performance, and high-level application application data. | | | |
| <input type="radio"/> ETM Select | | | |
| ETM Select adds the ability for users to view and receive notification of performance alarms as well as have access to a near-real time traffic viewer tool. | | | |
| <input type="radio"/> ETM Select with netflow 1-100 Mbps | | | |
| ETM Select with netflow offers the ability to determine which hosts, protocols, and conversations are using bandwidth: on which network interfaces, and at what times. | | | |
| <input checked="" type="radio"/> None | | | |
| <input type="button" value="Apply changes"/> <input type="button" value="Reset to previous"/> | | | |
| TOTAL | 3,710.20 | 600.00 | |
| <input type="button" value="Continue to checkout"/> <input type="button" value="Save and continue later"/> <input type="button" value="Add another location"/> | | | |

15. In the **Checkout – Network details** step, select the Virtual Private Network (VPN) you want to use for this location using the drop-down menu, and click **Proceed to contact information**.

Private IP

Check availability Configure & pricing **Checkout** Review & submit

Checkout

Colorado Springs, Location ID: 1199893C [Delete location](#)
2424 Garden Of The Gods Rd, Colorado Springs, Co, 80919
United States

Network details



Contact information

Delivery details

Billing information


Network details

Virtual Private Network*

SprinkleDoodles  


*Required fields

Order summary

Customer: Sprinkle Doodles 
Contract ID: 370562

| | MRC (USD) | NRC (USD) |
|-------------------------------|-----------------|---------------|
| Colorado Springs (Location 1) | 3,710.20 | 600.00 |
| Total | 3,710.20 | 600.00 |

[View detailed summary.](#)

Email quote > 

Proceed to contact information Save and continue later Back to configure

16. In the **Checkout – Contact information** step, you will select the contact for six required contact types: primary contact, technical contact, on-site contact, alternate site contact, customer survey contact, and proactive notification contact. You will be defaulted as the primary contact since you are placing the order. Scroll down the page to see all the contact types and information on the page. Click on the circled help icons for more information.

For contact types, you can choose the contacts to be the same as previous contacts using the drop-down menu, or specify another person as a contact, using the **Select contact** link. You also have the option to email the order to up to six other contacts, if you like. When you have completed all six required contact fields, click on **Proceed to delivery details**.

The screenshot displays the 'Private IP' checkout interface. At the top, navigation tabs include 'Check availability', 'Configure & pricing', 'Checkout' (which is active), and 'Review & submit'. The main heading is 'Private IP'.

Checkout

Colorado Springs, Location ID: 1199893C
2424 Garden Of The Gods Rd, Colorado Springs, Co, 80919
United States

Order summary

Customer: Sprinkle Doodles
Contract ID: 370562

| | MRC (USD) | NRC (USD) |
|-------------------------------|-----------------|---------------|
| Colorado Springs (Location 1) | 3,710.20 | 600.00 |
| Total | 3,710.20 | 600.00 |

Contact information (Required fields)

Primary contact
Test Account
Telephone: 703.694.8281 | Mobile: | Email: neena.bashir@verizon.com
[Change contact](#) | [Edit contact](#)

Technical contact*

Select contact | Add contact | Same as (Select contact)

On-Site contact*

Select contact | Add contact | Same as (Select contact)

Alternate Site contact*

Select contact | Add contact | Same as (Select contact)

Customer Survey contact*

Select contact | Add contact | Same as (Select contact)

Proactive Notification contact*

Select contact | Add contact | Same as (Select contact)

Email order to additional contacts

By sending the quote/ ordering details to additional contacts, you acknowledge that you will be sharing CPNI, pricing information, equipment location and network configuration

Email address 1 (optional) | Email address 2 (optional) | Email address 3 (optional)
Email address 4 (optional) | Email address 5 (optional) | Email address 6 (optional)

Navigation: Proceed to delivery details, Save and continue later, Back to configure

17. In the **Checkout – Delivery details** step, you must fill in the date you want service delivered, where it should be delivered, and accept the site readiness statement. You can also provide comments on this page if you like.

Click **Proceed to billing details** once you have completed these selections.

Private IP Check availability | Configure & pricing | **Checkout**

Checkout

Colorado Springs, Location ID: 1199893C [Delete location](#)
 2424 Garden Of The Gods Rd, Colorado Springs, Co, 80919
 United States

Private IP Check availability | Configure & pricing | **Checkout**

Checkout

Colorado Springs, Location ID: 1199893C [Delete location](#)
 2424 Garden Of The Gods Rd, Colorado Springs, Co, 80919
 United States

Network details ✔

Contact information ✔

Delivery details

Billing information

Delivery details *Required fields

Select a target delivery date*

i Delivery dates are not firm until facilities are assessed and a Verizon Committed Due Date is provided

Next available date ?
 Choose another date ?
<

2 October 2020

Demarc where your equipment is located*

Is there more than one building associated with your address? ?

No
 Yes
 <

What floor is your equipment on? ?
 Which room or suite is the equipment located in? ?

<

To ensure timely delivery, learn how to prepare the location to accept the installation of the services being ordered.

[Watch video tutorial](#)
[View site readiness website](#)

I understand that as the customer, it is my responsibility to ensure that the location is ready to accept the installation of the services ordered

Comments ?

0/500

Proceed to billing details
Save and continue later
Back to configure

Delivery details *Required fields

Select a target delivery date*

i Delivery dates are not firm until facilities are assessed and a Verizon Committed Due Date is provided

Next available date ?
 Choose another date ?
<

2 October 2020

Demarc where your equipment is located*

Is there more than one building associated with your address? ?

No
 Yes
 <

What floor is your equipment on? ?
 Which room or suite is the equipment located in? ?

<

To ensure timely delivery, learn how to prepare the location to accept the installation of the services being ordered.

[Watch video tutorial](#)
[View site readiness website](#)

I understand that as the customer, it is my responsibility to ensure that the location is ready to accept the installation of the services ordered

18. In the **Checkout – Billing information** step, you must select your billing account number (BAN). You can bill to an existing account, create a new BAN, or proceed without selecting a BAN. You must also complete the required Federal Universal Service Funds statement about whether you are purchasing the service for your own use or for resale. After making your selections, click **Proceed to review & submit**.

Private IP
Check availability Configure & pricing **Checkout** Review & submit

Checkout

Colorado Springs, Location ID: 1199893C [Delete location](#)
 2424 Garden Of The Gods Rd, Colorado Springs, Co, 80919
 United States

Network details ✔

Contact information ✔

Delivery details ✔

Billing information

Billing information *Required fields

Choose a billing option

i Please ensure the correct billing account is selected for this location.

Bill to an existing account
 Create a new billing account
 Proceed without selecting an account. I would like guidance from Verizon

Billing Account Number

Select BAN
▼

Purchase order number ?

Federal Universal Service Fund (FUSF) ?

Please select one statement*

The service I am purchasing is for my own use and will not be resold
 I am a Wholesaler and will be reselling this service

Order summary

Customer: Sprinkle Doodles ✎
 Contract ID: 370562

| | MRC (USD) | NRC (USD) |
|-------------------------------|-----------------|---------------|
| Colorado Springs (Location 1) | 3,710.20 | 600.00 |
| Total | 3,710.20 | 600.00 |

[View detailed summary](#)

Email quote > ?

Proceed to review & submit

Save and continue later

Back to configure

19. In the **Review & submit** step, scroll down the page to review all your information. Click on the **pencil icon to edit** a field. At the top of the page, there are icons to **download, email, and print** the completed order. When you submit the order, you will receive an email with a PDF of your order information, but you can also download the PDF from this page.

Private IP

Check availability
Configure & pricing
Checkout
Review & submit

Review & Submit

↓ ✉ 📄 ✎

To place this order, read the terms which you are accepting when you choose submit. An acknowledgement email will be sent to your registered Verizon Enterprise Center email address, with a reference number.

Colorado Springs, Location ID: 1199893C [Delete location](#)
 2424 Garden Of The Gods Rd, Colorado Springs, Co, 80919
 United States

Configure and Review Proposed Pricing

| | Monthly Recurring Charges (USD) | Non Recurring Charges (USD) | Collapse All |
|---|---------------------------------|-----------------------------|------------------------------|
| Access | | | |
| Local Access - Op/App Performance: Platinum - Platinum - 10 Mbps - UNI Speed: 100 Mbps (FastE) | 218.30 | 0.00 | — |
| Service Commitment: 36 months | | | |

Configuration

✎

←

| | | |
|---------------------------------|--------------|--|
| Customer handoff (I1 interface) | Access speed | |
| Ethernet | 10 Mbps | |

Order summary



Customer: Sprinkle Doodles ✎
 Contract ID: 370562

| | MRC (USD) | NRC (USD) |
|-------------------------------|-----------------|---------------|
| Colorado Springs (Location 1) | 3,710.20 | 600.00 |
| Total | 3,710.20 | 600.00 |

[View detailed summary](#)

Email quote > ?

20. At the bottom of the **Review & submit** page, click on **Submit order** to place your order. You can also save the order and return to it later. To return to the order, click **Manage Account > Orders > Create Order > View saved orders**. You can track your order by clicking **Manage Account > Orders > View Order Status**.




Billing details  

Billing Account Number
U0212681

SPRINKLE DOODLES
2424 GARDEN OF THE GODS RD
COLORADO SPRINGS
CO
80919-3133
US

Federal Universal Service Fund (FUSF)
The service I am purchasing is for my own use and will not be resold

By clicking the 'Submit order' button, I am submitting this Service Order request including the pricing provided online pursuant to my contract identified above. Upon successful review of my Service Order request I understand that I will receive an email acceptance to my Verizon Enterprise Center registered email address. I confirm that I am authorized to act for the named Customer.

21. After you click **Submit**, you will see a message that gives you your order number, and you will receive an email confirming your order that includes a pdf file of your order details. If your account team needs to take action on the order, you will receive an email that says your order is pending. When your order has reached order request stage and been accepted, you will receive an email saying it has been accepted.

Example subject line of emails:

- Verizon Order Ref. 1144614 - received
- Verizon Order Ref. 1144614 - pending
- Verizon Order Ref. 1144614 - accepted

Product catalog | PIP

Order submission completed page

Private IP

Thank you, Test Account!
Your order request is successfully submitted

Your request number **1144614** is dated **2020-09-04**

Order number

Your order is in process and you may track your order online in the Verizon Enterprise Center by choosing Request Number. A confirmation e-mail will be sent.

[Create another order](#) [Back to home](#)

Verizon Order Ref. **1144614** - received

Verizon Enterprise Center <vzecommerce@verizon.com>
to me

Received email

Dear Test Account,

Thank you for placing your order online.

Your order request number is **1144614**.

| LOCATION NAME | CITY |
|---------------|------------------|
| Location 1 | Colorado Springs |

We are reviewing your order with the details shown in the attached pdf. You may track your order online in the [Verizon Enterprise Center](#) by choosing Order Status and choosing the request number shown above.

Request number: 1144614
Order acknowledgement

Dear Test Account,
Thank you for placing your order online! We are reviewing your order with the details shown below. Please review what you have requested. If it is incorrect in any respect, please inform Verizon by emailing your Verizon Account Manager. You may track your order online in the Verizon Enterprise Center by choosing [View Order Status](#) and choosing the Request Number shown above. Once your order has successfully completed review, we will send our acceptance by email to your Verizon Enterprise Center registered email address.

Customer legal entity: **SPRINKLE DOODLES**

| | MRC (USD) | NRC (USD) |
|-------------------------------|---------------|-------------|
| Contract ID: A70546-00 | 573.20 | 0.00 |
| TOTAL | 573.20 | 0.00 |

Quote priced on: **Sep 04, 2020**

| Order details | Quantity | Currency | MRC | NRC |
|--|----------|----------|--------|------|
| Location 1, Location ID: 1199893C 2424 Garden Of The Gods Rd, Colorado Springs, Co, 80919, United States | | USD | 573.20 | 0.00 |

Product Details

Access
Service Commitment: 36 Months
Local Access - Qp/App Performance: Platinum - Platinum - 10 Mbps - UNI Speed: 100 Mbps (FastE) N/A USD 218.30 0.00

Private IP (PIP)
Service Commitment: 36 Months
PIP Port - 10 Mbps - United States N/A USD 354.90 0.00
Class Of Service - Standard - 10 Mbps - Standard N/A USD 0.00 0.00

WAN Analysis Reporting
Service Commitment: 36 Months
Provider Edge Statistics N/A USD 0.00 N/A

Configuration details
For reference purposes only. Please note this information may change during order processing

Access